

# FRESH NOTES

A TECHNICAL UPDATE PUBLISHED BY HORTGRO SCIENCE

Data source: Fruit Fly Africa (FFA)

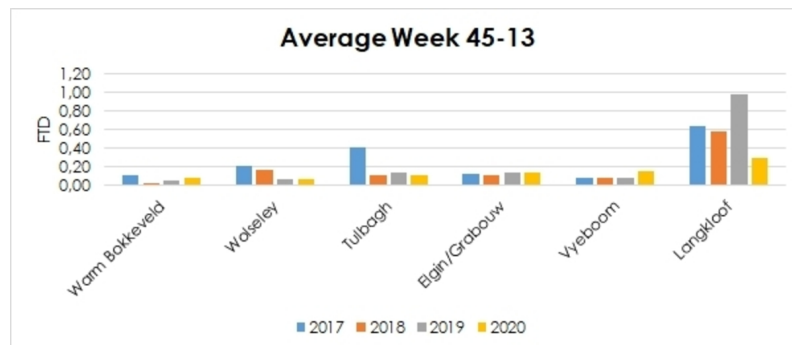
[DOWNLOAD PDF VERSION](#)

## Fruit Fly Count Status

- These figures represent regions managed by FFA.
- **Check your farm's traps weekly** – post harvest monitoring and control of FF is critical to manage FF populations for this season as well as next season.
- **Fruit Fly Baiting – Continue baiting weekly throughout the entire farm if 1 fly or more are caught per week on the farm. Once zero flies are caught for 2 consecutive weeks on the farm, then baiting can be dropped to once every 14 days.** Remember to control FF in home gardens & areas surrounding orchards. Review your control strategy with your advisor.

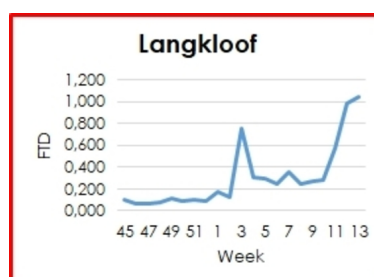
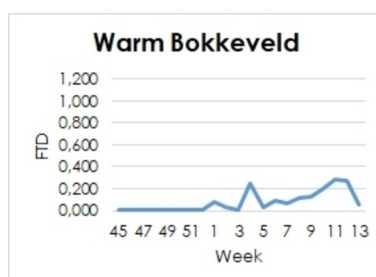
## Vrugtevlieg Getalle

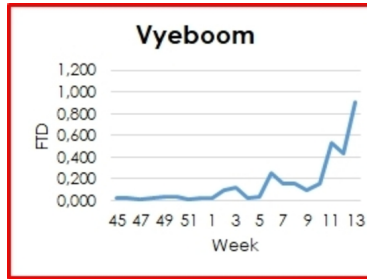
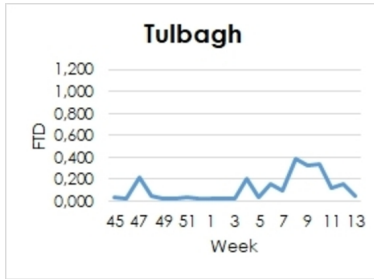
- Die grafieke stel slegs areas voor wat deur FFA bestuur word.
- **Dis belangrik om jou plaas se lokvalle weekliks na te gaan.** Na-oes monitoring en beheer van vrugtevlieg is uiters belangrik om vrugtevlieg populasies hierdie seisoen asook volgende seisoen te bestuur.
- **Vrugtevlieg lokaas toediening - Lokaas moet weekliks toegedien word indien een of meer vlieë per week gevang word. Indien geen vlieë vir 2 opeenvolgende weke gevang word nie, kan lokaas slegs elke 14 dae toegedien word.** Pas vrugtevliegbeheer in tuine en areas rondom vrugteboorde toe. Hersien jou beheerstrategie met jou adviseur.



### Count per region:

FTD = Flies per trap per day





freshNOTES 175 | 1 April 2020

[www.hortgroscience.co.za](http://www.hortgroscience.co.za)



Share this email:



[Manage](#) your preferences | [Opt out](#) using TrueRemove™

Got this as a forward? [Sign up](#) to receive our future emails.

View this email [online](#).

258 Main St, Buitenverwagting  
Paarl, Western Cape | 7646 ZA

This email was sent to [thea@hortgro.co.za](mailto:thea@hortgro.co.za).

To continue receiving our emails, add us to your address book.