

FRESH NOTES

A TECHNICAL UPDATE PUBLISHED BY HORTGRO SCIENCE

Data source: Fruit Fly Africa (FFA)

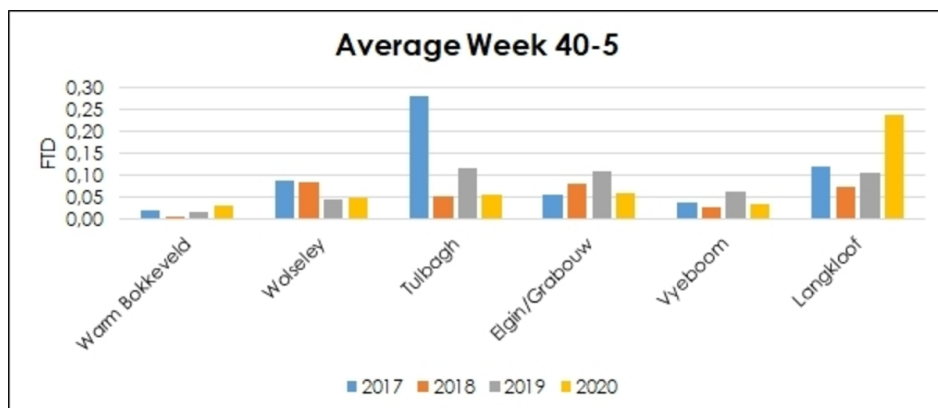
[DOWNLOAD PDF VERSION](#)

Fruit Fly Count Status

- These figures represent regions managed by FFA.
- **Check your farm's traps weekly** – post harvest monitoring and control of FF is critical to manage FF populations.
- **Bait weekly – increase to twice a week if you start catching fruit flies in your trap.** Remember to control FF in home gardens & areas surrounding orchards. Review your control strategy with your advisor.

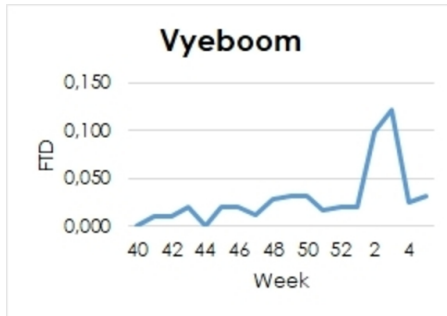
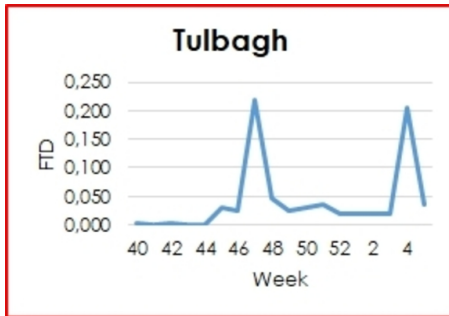
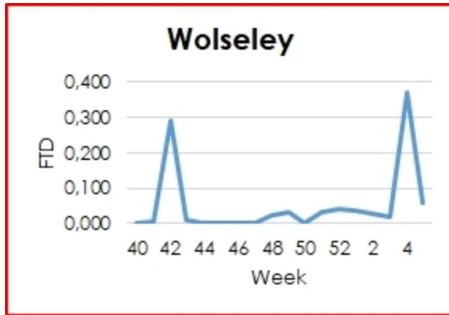
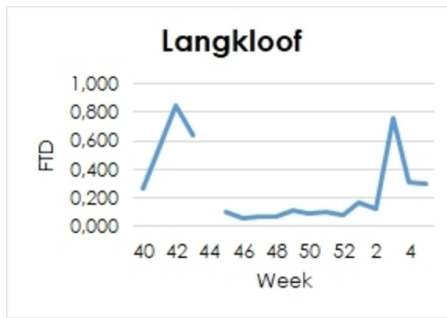
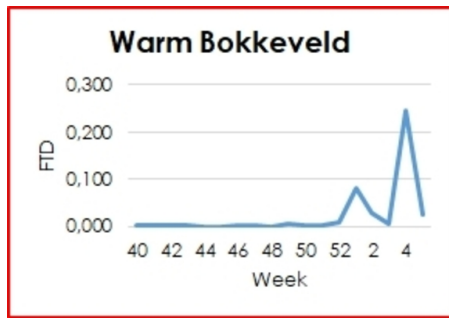
Vrugtevlieg Getalle

- Die grafieke stel slegs areas voor wat deur FFA bestuur word.
- **Dis belangrik om jou plaas se lokvalle weekliks na te gaan.** Na oes monitoring en beheer van vrugtevlieg is uiters belangrik om vrugtevlieg populasies te bestuur.
- **Dien lokaas weekliks toe en twee-weekliks sodra jy meer as een vrugtevlieg in 'n lokval vang.** Pas vrugtevliegbeheer in tuine en areas rondom vrugteboorde toe. Hersien jou beheerstrategie met jou adviseur.



Count per region:

FTD = Flies per trap per day



freshNOTES 171 | 19 February 2020

www.hortgroscience.co.za



Share this email:



[Manage](#) your preferences | [Opt out](#) using TrueRemove™

Got this as a forward? [Sign up](#) to receive our future emails.

View this email [online](#).

258 Main St, Buitenverwagting
Paarl, Western Cape | 7646 ZA

This email was sent to thea@hortgro.co.za.
To continue receiving our emails, add us to your address book.